



Appliances properties: Jøtul A/S - I 400 Panorama

Master data

Date of entry	Sep 27, 2011
Manufacturer	Jøtul A/S
Model	I 400 Panorama
Nominal heat output [kW]	6
Continuous burning appliance	<input type="checkbox"/>
Type test standard	DIN EN 13229
Year of testing	2008
Test laboratory	RWE Rheinbraun AG
Number of test laboratory	4.1
Number of test report	FSPS-Wa 1785-EN



Flue gas values

	Wood
Flue gas mass flow [g/s]	6
Flue gas mass flow [g/s]	320
Necessary flue draught [Pa]	12

Further important characteristics of the appliance

Suitability for installation to a shared flue ¹⁾	<input checked="" type="checkbox"/>
Connectivity to the central heating system	<input type="checkbox"/>
General technical approval for room sealed operation	<input type="checkbox"/>

¹⁾ For unsealed operation it is possible to install the appliances to a shared flue system (please see installation manual).

On behalf of the manufacturer, the HKI Industrieverband e.V. hereby confirms compliance with the respective requirements* in accordance with 1.BImSchV. The type test report of the fireplace has been submitted to the HKI Industrieverband e.V.

* A green check mark with a „1“ indicates that the requirements of the 1st BImSchV are fulfilled, a green check mark with a „2“ indicates that the 2nd level of the 1st BImSchV is fulfilled. A yellow check mark shows that the transitional regulation of the 1st BImSchV is fulfilled and a red line means that the 1st BImSchV is not fulfilled.

Evaluation of emission data and efficiency Wood

Norm : Inset appliances (with closed firedoor)

Evaluation

D - 1.BImSchV



A - Austrian regulation referred to Art 15a B-VG



CH - Swiss clean air act



F - Crédit d'impôt à la transition énergétique



Evaluation of emission data and efficiency Lignite briquettes

















Norm : Inset appliances (with closed firedoor)

Evaluation

D - 1.BImSchV



According to the transitional rule §26 the appliance can be used until 31.12.2024

- 
Stufe 2 Compliant with the requirements of the 2nd stage of the 1.BImSchV (only for Germany)
- 
Stufe 1 Compliant with the requirements of the 1st stage of the 1.BImSchV (only for Germany)
- 
2015 Compliant with the requirements of the Austrian Agreement pursuant to Art. 15a B-VG from 2015 (applies only to Austria)
- 
7★ Compliant with the requirements for the „Crédit d'impôt“ promotion in France, the fireplace complies with the classification 7* of the Flamme Verte Label
- 
6★ Compliant with the requirements for the „Crédit d'impôt“ promotion in France, the fireplace complies with the classification 6* of the Flamme Verte Label
- 
5★ Compliant with the requirements for the „Crédit d'impôt“ promotion in France, the fireplace complies with the classification 5* of the Flamme Verte Label
- 
★ Compliant with the requirements of the 1 star stage in Italy.
- 
★★ Compliant with the requirements of the 2 star stage in Italy.
- 
★★★ Compliant with the requirements of the 3 star stage in Italy.
- 
★★★★ Compliant with the requirements of the 4 star stage in Italy.
- 
★★★★★ Compliant with the requirements of the 5 star stage in Italy.
-  Fulfils the requirements
-  Complies with requirements of the transition ruling (1.BImSchV)
-  Requirements are not fulfilled
-  No information/unknown
-  No measuring values are available for this fuel, operation with this fuel is not permitted

No symbol means that there are no requirements.

Here you will find further information